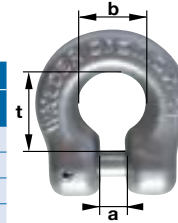




cromox Clevis Shackles CGS. Grade 60
tested. sand blasted

Type	W.L.L.	Dimensions mm			Weight
	t	t	b	a	kg
KW-CGS06	0.90	26	20	7	0.160
KW-CGS07/08	1.50	30	23	9	0.230
KW-CGS10	2.40	40	28	11	0.460
KW-CGS13	3.85	48	38	14	0.675
KW-CGS16(G5)	5.00	50	44	17	1.130



cromox Connecting Links
CVG. Grade 60 tested. blasted

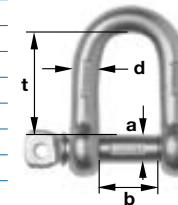
New

Type	W.L.L.	Dimensions mm			Weight
	t	t	b	d	kg
KW-CVG06	0.90	42	15	7.5	0.085
KW-CVG07	1.25	42	15	9.5	0.090
KW-CVG08	1.55	55	18	11.5	0.150
KW-CVG10	2.45	90	28	18.0	0.310



cromox D-Shackles CSA. Grade 50
tested. bright polished

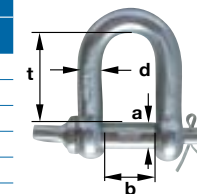
Type	W.L.L.	Dimensions mm				Weight
	t	a	d	t	b	kg
KW-CSA04	0.30	7	6	23	12	0.035
KW-CSA05	0.50	9	8	24	17	0.070
KW-CSA06	0.75	11	10	35	20	0.135
KW-CSA08	1.25	13	12	42	25	0.220
KW-CSA10	2.00	18	16	64	32	0.510
KW-CSA13	3.20	21	19	76	38	0.910
KW-CSA16	5.00	19	16	64	32	0.910
*CSA 18	7.00	22	19	76	38	0.550
KW-184620EP	9.00	26	22	88	44	1.000
*CSA 22	11.00	29	25	102	51	1.900
*CSA 26	13.00	32	29	114	57	3.100
*CSA 27	15.00	35	32	128	64	4.350
*CSA 28	18.00	38	35	140	70	5.300



*On Request.

cromox Clevis Shackles CGS. Grade 60
tested. sand blasted

Type	W.L.L.	Dimensions mm				Weight
	t	a	d	t	b	kg
KW-CSS04	0.30	7	6	23	12	0.035
KW-CSS05	0.50	9	8	24	17	0.070
KW-CSS06	0.75	11	10	35	20	0.135
KW-CSS08	1.25	13	12	42	25	0.225
KW-CSS10	2.00	18	16	64	32	0.540
KW-CSS13	3.20	21	19	76	38	0.945



cromox[®]

